

ENVIRONMENTAL SUSTAINABLE DESIGN

ARC1413/BLD60203

Project 1:

My community My Commitment

Proposal 1

Group Member :

Lim Win Kee 0322790
Wee Sue Wen 0322633
Yang Jing Loo 323066
Jack Chung 0323948
Brandon Liaw 0323467
Dixon Kee 0323944
Su Bang Zheng 0323160
Loon Jing Wei 0322074
Quah Keng Yew 0322893
Carlson Ko 0319564
Issac Chew 0322030
William Yap 0314127

Client :

Sivananda Home Batu Caves

Lot 65707, Jalan Bunga Raya,
Kampung Baru,
68100 Batu Caves,
Selangor, Malaysia

Client Detail



Organization name : Sivananda House Batu Caves

Address : Lot 65707, Jalan Bungaraya3, Kg.Baru, Batu Caves, 68100, Batu Caves, Selangor

Founded in : 2012

Focused on : Orphans and underprivileged children

Children : 20 person (Age 8 - 15)

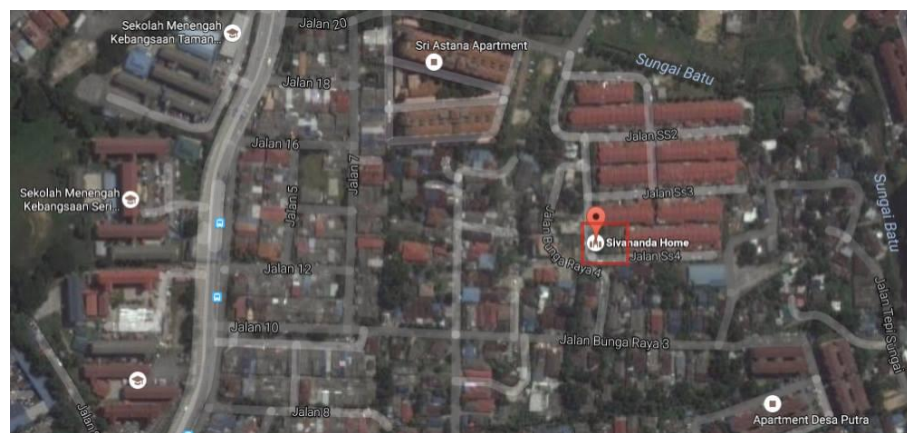
Committee member : 13 person

Funding : Responsible to operate a single fund known as "Sivananda Home" (SH).

Objective : To ensure a safe, healthy and caring environment, so as to develop the physical, mental, social and spiritual powers of the growing child.



Location Plan



Budget

After the conformation with our sponsorship, we set our maximum target as RM300.00 as a group for the decoration of furniture (paint) and hardware.

Sponsorship

Ply Tec Fencing System Industries Sdn. Bhd., sponsoring surplus wood from their factory.



PLY TEC
FORMWORK SYSTEM INDUSTRIES SDN BHD

Work schedule

Date	Work Content
12/09	1 st Site Visit (Visiting & understanding)
23/09	1 st Submission of Proposal
26/09	2 nd Site Visit (Cleaning, measuring, photos)
30/09	2 nd Submission of Proposal
10/10	Workshop (Cutting)
17/10	Workshop (Painting & Drilling)
21/10	3 rd Site Visit (Building, cleaning, photos)
22/10	Poster and Video making

Workload distribution

Contact team

- Sue Wen (Orphanage)

Furniture team

- Su Bang Zheng

- Win Kee

- Keng Yew

- Dixon Kee

- Brandon Liaw

- Roy Loon

- Isaac Chew

- William Yap

Multimedia team

- Poster : Jack Chung

- Sketching : Jing Loo

- Video Editing : Carlson

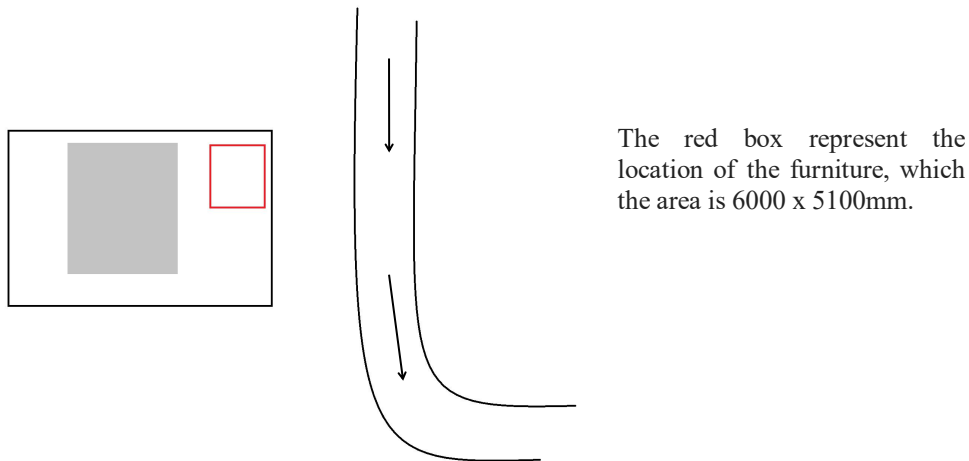
Project Proposal

Overview

With the site visit scheduled on 12th September 2016 (Monday), our group had recorded and listed out the helps that we are able to provide to the orphanage. From our client, he was seeking helps to build a set of outdoor furniture which the benches is connected together with a table. Through the understanding of our site and client's need, we came onto an idea of convertible table and benches.

Site

Our client had planned the location where we should locate the furniture that we proposed, which is located at the front yard of the orphanage.




Design Idea

As our client requested to have a garden furniture that the benches and the table is connected, we thought of an idea of convertible furniture. The convertible furniture that we proposed is not only function as a normal table and benches, it also can be separated into two benches. Once the benches is connected, a set of table and benches will be formed.



Decoration

The coating of the furniture will be in plain sky blue colour. The main reason why we choose blue colour is because blue colour is a representative colour for male, and the children in the orphanage is boy. Sky blue is also a colour that can make people feel calm and peaceful.



Material

The main material we planned to use is timber. We choose timber as the main material as it is harmless towards the children at the orphanage and coated timber are weather resistance for persistence purpose. Besides, timber has lower maintenance cost compare with other material.

The wood that sponsored by Ply Tec Fencing System Industries Sdn. Bhd.

- Meranti wood, mixed hardwoods from various infamous woods
- Remaining pieces after cutouts from original materials
- Turn dark after exposed to air for many years

